


SEATING ACCESSORIES

HCPCS CODING: E0992*
SOLID SEAT INSERT


ALLROUNDER



PELVIC STABILIZER



RIGID INSERT



FEATURES

- The AllRounder allows users to experience unlimited freedom and safety.
- Strapping directly to the user around the waist and legs, it remains secure while enabling protection during transfers and for activities outside their wheelchair.
- Utilizing Patented Vicair® technology, “Comfort Cells” can be added or removed as needed to customize the cushion to fit each user’s individual needs, allowing for lightweight adjustable support.
- Five fully adjustable compartments provide a custom fit with maintenance free air cells.
- Can be used as a replacement cushion for indoor and outdoor activities such as visiting the dentist, sailing, canoeing, horseback riding, or other seated sporting activities.
- Adjustable leg and waist straps allow one size to comfortably fit all users and remain securely attached.

FEATURES

- The Vicair® Pelvic Stabilizer is a hard foam-base with a cut-out at the pelvis.
- The Pelvic Stabilizer raises the seat-surface under the thighs, thus off loading more weight onto the femurs and reducing the tendency of the pelvis to rotate backwards.
- This creates a decrease in shear forces, provided it is used in combination with a suitable back support.
- The Pelvic Stabilizer is available at 16” x 18” and 18” x 18”, but the 18” depth can be cut to 16” using scissors if needed (cut dimension: 16” x 16” or 18” x 16”).
- For use with all seat cushions including Vicair® Cushions, such as the Vector and Adjuster.

FEATURES

- Designed to fit all Comfort Company Cushions.
- Eliminates “hammock” effect in out-stretched wheelchair upholstery and provides extra support for heavier users.
- Insert fits under cushion inside the cover.
- Qualifies for HCPCS Coding: E0992 Solid Seat Insert.

ALLROUNDER WITH VICAIR TECHNOLOGY

part #	size
AAL	One size fits all

VICAIR® PELVIC STABILIZER

part #	w x l	wc size
PS-1618	16 x 18 or 16 x 16	16"
PS-1818	18 x 16 or 18 x 18	18"

*E0992: SOLID SEAT INSERT

ABS RIGID INSERT


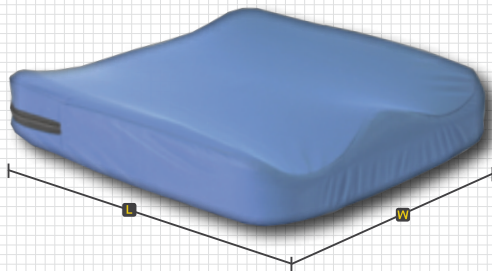
part #	w x l	wc size
RID1616	15 x 15	16"
RID1618	15 x 17	16"
RID1620	15 x 19	16"
RID1816	17 x 15	18"
RID1818	17 x 17	18"
RID1820	17 x 19	18"
RID2016	19 x 15	20"
RID2018	19 x 17	20"
RID2020	19 x 19	20"
RID2216	21 x 15	22"
RID2218	21 x 17	22"
RID2220	21 x 19	22"
RID2416	23 x 15	24"
RID2418	23 x 17	24"
RID2420	23 x 19	24"

SEATING ACCESSORIES

HCPCS CODING: E2619
REPLACEMENT COVER

INCONTINENCE PROTECTION LINER

REPLACEMENT CUSHION COVER



FEATURES

- Provides extra incontinence protection for cushion.
- The liner may be used as an extra cover when the outer cover is being washed.
- Qualifies for HCPCS Coding: E2619 Replacement Cover.

FEATURES

- The Comfort-Tek fabric is engineered for pressure relief & comfort. Multi-dimensional stretch alleviates pressure on bony prominences. It is fluid-proof and can easily be cleaned with detergent.
- The Stretch-Air fabric is designed for air transmission and heat dissipation. This breathable laminate combines a high-stretch lycra top layer with a waterproof, breathable vapor barrier.

E2619: REPLACEMENT COVER

INCONTINENT PROOF LINER

part #	w x l	wc size
BINC-1616-CV	16 x 16	16"
BINC-1618-CV	16 x 18	16"
BINC-1620-CV	16 x 20	16"
BINC-1816-CV	18 x 16	18"
BINC-1818-CV	18 x 18	18"
BINC-1820-CV	18 x 20	18"
BINC-2016-CV	20 x 16	20"
BINC-2018-CV	20 x 18	20"
BINC-2020-CV	20 x 20	20"
BINC-2216-CV	22 x 16	22"
BINC-2218-CV	22 x 18	22"
BINC-2220-CV	22 x 20	22"
BINC-2416-CV	24 x 16	24"
BINC-2418-CV	24 x 18	24"
BINC-2420-CV	24 x 20	24"

NOTES + PLEASE ORDER INCONTINENT PROOF LINER IN CONJUNCTION WITH A CUSHION.

E2619: REPLACEMENT COVER

REPLACEMENT CUSHION COVER


part #	w x l	wc size
XXXX-XXXX-CV	XX x XX	XX"

Replacement cushion covers are available for all standard Comfort Company products.

Please contact Customer Service for ordering or more information, 1-800-564-9248.

Or order online at www.ComfortCompany.com

COVER CARE



COVER WASHING INSTRUCTIONS

All Comfort Company covers, should be washed on cold or warm cycle using any common laundry detergents. Once cover has been washed, please hang dry.

If the cover cannot be removed: Spray and wipe with any household or commercial disinfectant, cleaner, or anti bacterial spray. It is recommended that any cleaners, or disinfectant be wiped away with a "water only" damp cloth

