



Canadian Retail Pricelist 2010

Effective February 22, 2010



R & M Health Care Inc.
790 Redwood Square, Unit 8
Oakville, Ontario L6L 6N3
Phone 905-847-1983 Toll Free 866-664-1983 Fax 905-847-2708
email: info@randmhealthcare.ca web www.randmhealthcare.ca

Index

Order Information.....	Page 1
Terms and Conditions.....	Page 2
Shower and Toilet Chairs.....	Page 3-5
Shower Stretcher/Change Tables	Page 5-6
Shower Seats.....	Page 6-7
Hinged Arm Supports.....	Page 8
Ergogrip Grab Rails.....	Page 8-9
Bathroom Accessories.....	Page 9

Order Information

All prices are retail prices in Canadian Dollars, excluding applicable taxes and freight costs.
 Place orders by fax or phone, Monday to Friday 9am-5pm EST
 Please have your PO number, customer number, article number and description ready.

Article Numbers

The last 3 digits of the article number (x-xx) determine the material and the colour.

Material Codes

1-XX	Powder coated steel
4-XX	Powder coated stainless steel 304
2-00	Brushed stainless steel 304
6-00	Plastic
Polished ST ST 316 (quote only)	Polished Stainless Steel 316 (especially suitable for environments where product is exposed to chlorine (swimming pools) or in places where water other than normal drinking water is used.

Colour Codes

Standard colour for linido products is white (-02). Unless specified, all products will be delivered in white (-02).
 The following colours are also available by special order.

Black (RAL 9005)	-03
Red (RAL 3003)	-04
Blue (RAL 5002)	-07
Cream White	-08
Brushed Stainless Steel	-00

Article Number example

LI2137.0211-02 Mobile Shower and Toilet Chair, 610mm, powder coated steel, white

Linido Custom Sizes and Designs

Most linido products are available for custom sizes and designs. Please call our Customer Service Department with your specifications and we will be pleased to provide you with a quotation.

HT-Cover (Hygiene Transfer)

HT-cover material is standard white.

Mounting Instructions

With the exception of some accessories, all products for wall mounting or floor mounting will be delivered without fixing materials. The mounting methods and lengths of screws need to be determined at the site, according to the type of wall. R & M Health Care Inc. or Linido is not responsible for inexpert mounting of products and the possible damages that may result. Because of the necessary electrical isolation, products for wall mounting or floor mounting, which are not designed with plastic flanges or wall plates, will be delivered with an isolation set including covers. See page 35 of Product Guide for mounting advice.

Weight Limits

See page 33 of Product Guide.



Terms and Conditions

To Place an Order

By Phone: 905-847-1983 toll free 866-664-1983
By Fax: 905-847-2708
Business Hours: M-F 8:00am-5:00pm EST
Orders received by 3:00pm EST will be shipped the same day, based on stock availability.
Orders received after 3:00pm EST will be shipped the following business day.

Payments and Shipping Address

Please make checks payable to:

**R & M Health Care Inc.
790 Redwood Square Unit 8
Oakville, Ontario L6L 6N3**

Payment Terms

First order and prior to credit approval
Balance due (from date of invoice)
Full credit hold
Prepayment required for future orders
Automatic collection
2% monthly interest charged on balances over 30 days

**COD
Net 30 Days
at 60 Days
at 90 Days
at 120 days**

Freight Charges

All orders are shipped F.O.B. Oakville. R & M Health Care Inc. will choose the most economical and direct method of transportation, unless instructed otherwise by the customer. If requested by the customer, expedited shipping charges will be added to your account. Orders cannot be shipped to a PO Box.

Return Policy

Returns will be accepted within 60 days of the date of purchase. All returned merchandise must be in new/saleable condition, in its original packaging, along with all accessories and instructions. Returned merchandise is subject to a 20% restocking/handling fee.

Prior to returning merchandise, you must call our Customer Service Department to obtain a Return Authorization (RA) Number. Please have the following information ready: customer number, invoice number and date, article number, description, serial number and quantity being returned, and reason for return. Please ensure the RA number is clearly visible on all packaging and documentation

Special Order/ Custom Products Return Policy

Custom and Special Order Products cannot be returned.

Inspection Policy/Damaged Goods

Incorrect Shipments: Please inspect your order immediately upon receipt. Claims for incorrect shipments or shortages must be filed with our Customer Service Department within 15 days of the ship date. Claims reported after this time cannot be honoured.

Freight Damage: Once product is shipped from R & M Health Care, the risk of loss shifts to the customer. If you notice damages, *immediately* contact the shipping company to submit a claim of damaged goods.

Warranty Returns

Warranties are product specific. Please refer to the owner's manual of your merchandise for warranty information or call our Customer Service Department.

Pricing

All published prices are retail prices in Canadian funds. Prices are subject to change without prior notice.

Shower and Toilet Chairs

Mobile Shower and Toilet Chair with Soft Toilet Seat

- LI2137.011X-XX Closed front, 610mm
- LI2137.111X-XX Closed front, 530mm
- LI2137.021X-XX Open front, 610mm
- LI2137.121X-XX Open front, 530mm



Independent swivel armrests
 Rails for bedpan and bucket with 300mm-315mm diameter
 Four stainless steel double brake castors Ø 125mm
 Adjustable swing-up footrests
 Backrest HT-cover material
 Hinged soft toilet seat with closed or open front

Self-Propelling Shower and Toilet Chair with Soft Toilet Seat

- LI2138.011X-XX Closed front, 610mm
- LI2138.111X-XX Closed front, 530mm
- LI2138.021X-XX Open front, 610mm
- LI2138.121X-XX Open front, 530mm



Independent swivel armrests
 Rails for bedpan and bucket with 300mm-315mm diameter
 Two stainless steel double brake castors Ø 125mm
 Moulded 24" wheels with brakes and rims
 Adjustable swing-up footrests
 Backrest HT-cover material
 Hinged soft toilet seat with closed or open front

Mobile shower and toilet chair heavy duty

- LI2137.521 Open Front, 610mm Height, 600mm Width, 500mm depth
- reinforced frame
 maximum user weight: 400 kg
 flip-down locking armrests
 backrest HT-cover material
 hinged soft toilet seat with open front
 rails for bedpan and bucket Ø 300-315 mm
- four stainless steel double braked castors Ø 125 mm
 - adjustable swing-up footrest




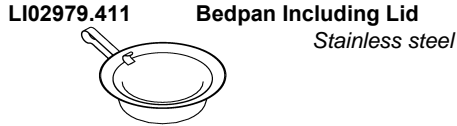
LI2150.021X-XX Tilting Shower Chair



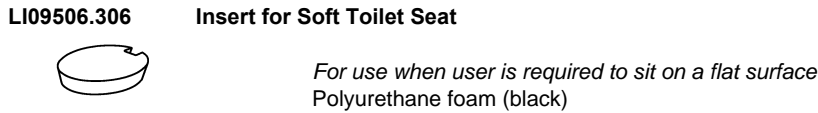
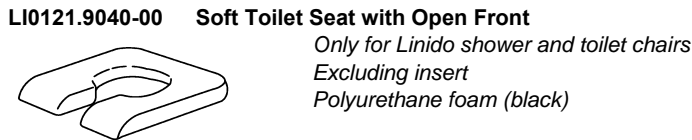
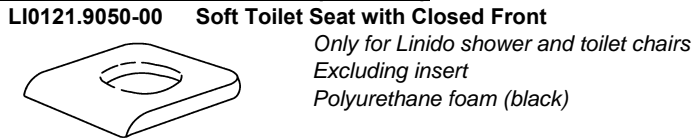
Independent swivel armrests
 Removable rails for bedpan and bucket with 300mm-315mm diameter
 Four stainless steel double brake castors Ø 125mm
 Adjustable removable swing-away footrests
 Backrest HT-cover material
 Hinged soft toilet seat with open front
 Up to 30° degree tilt-in-space operated by a gas spring
 Height and depth adjustable headrest
 Can be used over toilet

Coated Steel (1-XX)	Coated Stainless Steel 304 (4-XX)	Brushed Stainless Steel 304 (2-00)	Polished Stainless steel 316
1,619	1,972	Quote	Quote
1,619	1,972	Quote	Quote
1,619	1,972	Quote	Quote
1,619	1,972	Quote	Quote
2,332	2,655	Quote	Quote
2,332	2,655	Quote	Quote
2,332	2,655	Quote	Quote
2,332	2,655	Quote	Quote
2,950	3,650	Quote	Quote
N/A	4,732	Quote	Quote

Accessories For Shower and Toilet Chairs



Shower and Toilet Chairs (Cont'd)

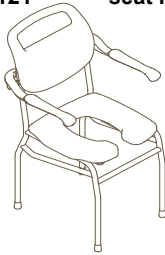


Custom Options for Shower and Toilet Chairs

	Coated Steel (1-XX)	Coated Stainless Steel 304 (4-XX)	Brushed Stainless Steel 304 (2-00)	Polished Stainless steel 316
			116	
			195	
	456			
	456			
	95			
Option 101 Lower Seat Height	335	335	335	Quote
Option 102 Higher Seat height	449	449	449	Quote
Option 103 Different seat width (frame only)	772	772	772	Quote
<i>Custom width commodes are shipped with swing away/flip up footrests.</i>				
Option 104 Different seat depth (frame only)	456	456	456	Quote
Option 106 Different seat angle	462	462	462	Quote
Option 109 Two fixed casters instead of swivel casters	343	343	343	Quote
Option 110 Fixed armrest instead of swivel armrest	324	324	324	Quote
Option 111 Swivel armrest with front support	810	810	810	Quote
Option 112 Adjustable, detachable swing-away foot supports instead of standard swing up foot supports (n/c at time of purchase)	N/C	N/C	N/C	
Option 113 Special Colour (other than -02 white) on quantities less than 5	160	160	160	

Shower/toilet chair 'Trento'

- LI2175.021 seat height (incl. seat) 550 mm
- LI2175.121 seat height (incl. seat) 500 mm



Reversible toilet seat
Ergonomically shaped backrest, with lumbar support and integrated push bar.
Independent swivel armrests
Detachable rails for bedpan or bucket.

Mobile Shower/toilet chair 'Trento'

- LI2177.021 seat height (incl. seat) 550 mm
- LI2177.121 seat height (incl. seat) 500 mm

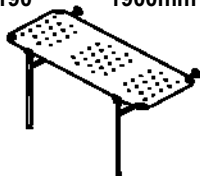


Same as LI2175.021 and LI2175.121, but with 4 stainless steel double braked castors Ø 125 mm and adjustable swing-up footrests.

Shower Stretcher/Change Tables

Wall Mounted Shower Stretcher/Change Table

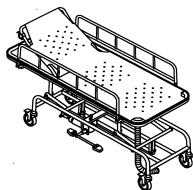
- LI2403.150 1500mm x 700mm x 900mm (L x W x H)
- LI2403.170 1700mm x 700mm x 900mm (L x W x H)
- LI2403.190 1900mm x 700mm x 900mm (L x W x H)



Hinged wall mounting
Hinged legs
Folds up or down
(also available with adjustable backrest and/or PVC water receiver. Call for quote.)

Height Adjustable Mobile Shower Trolleys

- LI2514.150 1500mm x 700mm
- LI2514.170 1700mm x 700mm
- LI2514.190 1900mm x 700mm



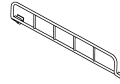
PVC water receiver and flexible hose
Four stainless steel double brake castors Ø 125mm
Two hinged cot sides
Adjustable backrest by means of a gas spring
Custom length or width not available
Height adjustment from 550 to 900mm by means of hydraulic pump

- LI2513.150 Same as LI2514.150 but without adjustable backrest
- LI2513.170 Same as LI2514.170 but without adjustable backrest
- LI2513.190 Same as LI2514.190 but without adjustable backrest

	Coated Steel (1-XX)	Coated Stainless Steel 304 (4-XX)	Brushed Stainless Steel 304 (2-00)	Polished Stainless steel 316
	1,350	1,750	2,025	
	1,350	1,750	2,025	
	1,850	2,200	2,700	
	1,850	2,200	2,700	
	1,550	2,350	N/A	Quote
	1,600	2,400	N/A	Quote
	1,650	2,450	N/A	Quote
	7,231	10,203	Quote	Quote
	7,281	10,253	Quote	Quote
	7,331	10,303	Quote	Quote
	6,943	9,762	Quote	
	6,993	9,812	Quote	
	7,043	9,862	Quote	

Accessories for Shower Stretcher/Change Tables and Trolleys

- LI2490.125 **Removable Cotside for Shower Stretchers/Trolleys**
Includes plastic mounting clamps
- LI2590.125 **Hinged Cotside for Shower Stretchers/Trolleys**
Includes plastic mounting clamps

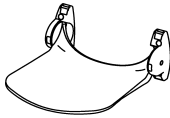


Custom Options for Shower Stretcher/Change Tables -Wall Mounted

- Different height
- Different length or width
- *Custom length or width not available on 2513 or 2514*

Wall Mounted Shower Seats

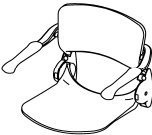
- LI2201.2006 **Shower Seat**
*Hinged wall mounting
Fiberglass reinforced nylon seat
Seat width 450mm, Seat depth 405mm*



- LI2202.2006 **Shower Seat with Backrest**
Same as LI2201 but with nylon backrest



- LI2203.2006 **Shower Seat with Backrest and Armrests**
*Same as LI2202 with independent swivel armrests
with a body weight >125kg we advise using a shower
seat without armrests in combination with hinged
arm supports (LI2603) at both sides.*



Shower Seat Accessories for wall mounted shower seats

- LI09506.400 **Cushioned Cover for Shower Seat LI2201, LI2202, LI2203**
*Removable, easy to fix and change by means of velcro
at the bottom of the seat. Available in blue only.*

- LI2214.201 **Double Floor Support Set**
*Fits shower seats LI2201, LI2202, LI2203
Hinges with the seat
Recommended if there is any doubt
concerning the strength of the wall
Height adjustable (from floor to top of seat 43 to 52 cm)*



- LI2215.1014-02 **Height Adjustment System**
For shower seats without backrest

- LI2215.1024-02 **Height Adjustment System**
For shower seats with backrest

- LI0122.5084-02 **Backing Plate**
For fixing shower seat from rear of wall

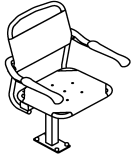
Coated Steel (1-XX)	Coated Stainless Steel 304 (4-XX)	Brushed Stainless Steel 304 (2-00)	Polished Stainless steel 316
500	725	Quote	
500	725	Quote	
370	370	370	
860	860	860	
	nylon	393	
	nylon	643	
	nylon	769	
		133	
		336	
		485	
		573	
		190	

Shower seat on Console

LI2244.000

Shower Seat on Console

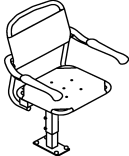
*Hinged seat
Independent swivel armrest
Seat and backrest HT-cover material*



LI2254.000

Height Adjustable Shower Seat on Console

*Hinged Seat HT-cover material
Independent swivel armrests
Backrest HT-cover material
Seat height 400-570mm*

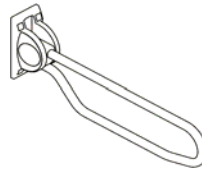


Hinged Arm Supports

Hinged Arm Supports

- LI2603.360 60 cm Length (23.6 in.)
- LI2603.370 70 cm Length (27.6 in.)
- LI2603.380 80 cm Length (31.5 in.)
- LI2603.390 90 cm Length (35.4 in.)

Secures automatically in upright position

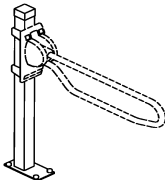


Hinged Arm Support Accessories

LI2608.000

Floor Console for hinged Arm Support

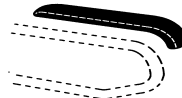
*When wall mounting of the hinged arm support is not possible or desirable.
Includes backing plate and clamps
Height adjustable*



LI2610.001

Polyurethane Foam Armrest

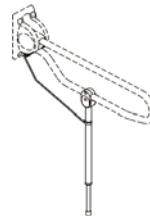
For Hinged Arm Support



LI2614.300

Floor Support Set for Hinged Arm Support

*Recommended for use if there is any doubt about the strength of the wall.
Includes adjustable floor support, clamps, and distance stays.
Smooth height adjustment for hinged arm support with height from floor to top of support from 70-85 cm.
Can also be fitted after installation of hinged arm support.*



Coated Steel (1-XX)	Coated Stainless Steel 304 (4-XX)	Brushed Stainless Steel 304 (2-00)	Polished Stainless steel 316
1,428	1,743	Quote	
1,605	1,915	Quote	
242	331	384	
247	338	397	
254	343	415	
259	350	429	
269	388	454	
95			
146	214	248	

LI2615.3004-02 Height Adjustment System for Hinged Arm Support
Adjustment range 150mm



Hinged Arm Support Accessories (cont'd)


LI2617.0002-03 Toilet Roll Holder
Brushed Stainless steel with black clamp



LI2618.0006-02 Toilet Roll Holder for Single Handed Use



LI0126.5014-02 Backing Plate
for fixing of arm support from rear of wall



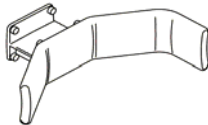
Custom Options for Hinged Arm Support

- Attachment for alarm and holes for cable
- Attachment for pneumatic operation of cistern
- Welded on toilet roll holder
- Special Colour (other than -02 white) on Quantities less than 10

LI4026.0013-02 ProGrip, Right
LI4026.0023-02 ProGrip, Left

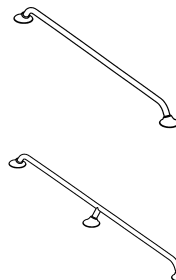


LI4027.0000-00 Back Up
offers support in the back while standing in the shower
• offers support during actions which require use of both hands (e.g. washing hair or drying)
• ergonomic design, follows the natural curves of the body
• polyurethane foam with aluminium fixing
• can be used as both right and left version
• offers space for placing bath product



Ergogrip Grab Rails

LI2611.020 Ergogrip Grab Rail, 20cm
LI2611.030 Ergogrip Grab Rail, 30cm
LI2611.040 Ergogrip Grab Rail, 40cm
LI2611.050 Ergogrip Grab Rail, 50cm
LI2611.060 Ergogrip Grab Rail, 60cm
LI2611.070 Ergogrip Grab Rail, 70cm
LI2611.080 Ergogrip Grab Rail, 80cm
LI2611.090 Ergogrip Grab Rail, 90cm
LI2611.100 Ergogrip Grab Rail, 100cm
LI2611.120 Ergogrip Grab Rail, 120cm



Coated Steel (1-XX)	Coated Stainless Steel 304 (4-XX)	Brushed Stainless Steel 304 (2-00)	Polished Stainless steel 316
	379		
		46	
	140		
		120	
Quote	Quote	Quote	
Quote	Quote	Quote	
Quote	Quote	Quote	
95	95	95	
428			
428			
	275		
102	155	Quote	
102	155	Quote	
102	161	Quote	
116	177	Quote	
116	183	Quote	
135	194	Quote	
135	199	Quote	
148	208	Quote	
148	216	Quote	
175	268	Quote	

Ergogrip Grab Rails (cont'd)

LI2611.140	Ergogrip Grab Rail, 140cm
LI2611.160	Ergogrip Grab Rail (with extra wall flange), 160cm
LI2611.180	Ergogrip Grab Rail (with extra wall flange), 180cm
LI2611.200	Ergogrip Grab Rail (with extra wall flange), 200cm
LI2611.015	Horizontal Angled Grab Rail
LI2611.016	Angled Grab Rail for Two Walls
LI2611.017	Vertical Combination Grab Rail
LI2611.003	Angled Grab Rail 90 Degrees (left)
LI2611.004	Angled Grab Rail 90 Degrees (right)
LI2611.007	Angled Grab Rail 45 degrees (small)
LI2611.008	Angled Grab Rail 45 degrees (large)
LI2611.011	Grab Rail for Stair Newel
LI2611.012	Grab Rail for Stair Newel
LI2612.000	Ceiling Support
LI2613.000	Swinging Support
LI2619.030	Grab Rail for Door Frame 300mm
LI2619.045	Grab Rail for Door Frame 450mm
LI2619.060	Grab Rail for Door Frame 600mm
LI2606.000	Washbasin Rail
LI0126.5034-02	Backing Plate for Ergogrip Grab Rails

Coated Steel (1-XX)	Coated Stainless Steel 304 (4-XX)	Brushed Stainless Steel 304 (2-00)	Polished Stainless steel 316
187	280	Quote	
304	370	Quote	
319	401	Quote	
332	427	Quote	
298	390	Quote	
386	522	Quote	
138	200	Quote	
227	364	Quote	
227	364	Quote	
152	247	Quote	
152	247	Quote	
276			
276			
175			
447			
118			
120			
137			
486	636	Quote	
	45		
131			
101			
88			
88			
176	260	Quote	
42			
36			
42			
135	222	Quote	
155	249	Quote	

Bathroom Accessories

LI2630.200	Shower Holder <i>Fits all ergogrip grab rails</i>
LI2631.000	Toilet Brush and Holder
LI2632.000	Tooth Brush Holder
LI2633.000	Soap Dish
LI2634.000	Shelf
LI2635.000	Toilet Roll Holder
LI2636.000	Single Robe Hook
LI2636.001	Double Robe Hook
LI2637.001	Towel Rail 300mm
LI2637.002	Towel Rail 600mm



R & M Health Care Inc.
790 Redwood Square, Unit 8
Oakville, Ontario L6L 6N3
Phone 905-847-1983 Toll Free 866-664-1983 Fax 905-847-2708
email: info@randmhealthcare.ca web www.randmhealthcare.ca

